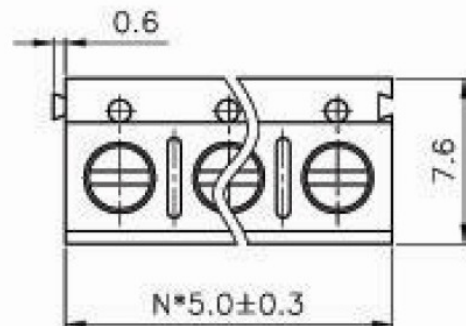
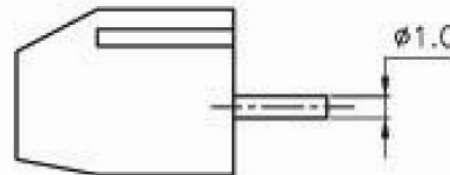


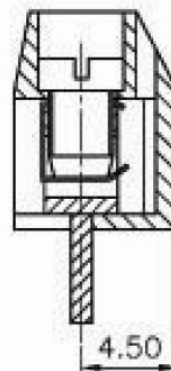
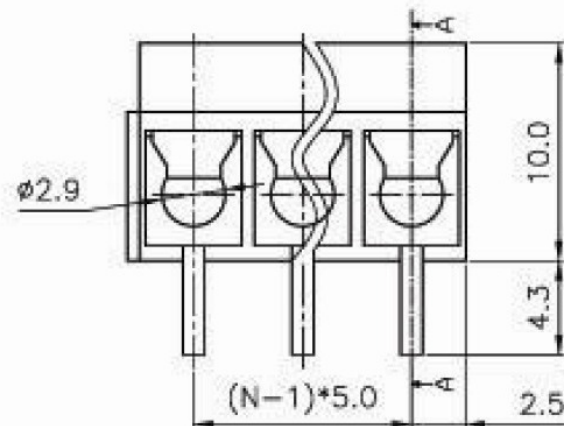
REV.	DESCRIPTION	DRAWN	CHECKED	APPROVED
A	NEW RELEASE	LJH 06/27/07		



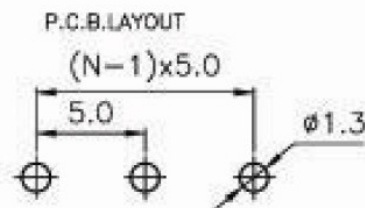
N=Number of contacts



STRAIGHT TYPE



SECTION A-A



- MATERIAL
SCREWS : M2.5 STEEL ZINC PLATED
WIRE GUARD : PHOSPHOR BRONZE NI PLATED
OR STAINLESS STEEL
PIN HEADER : BRASS, TIN PLATED
HOUSING : PBT, UL94V-0

- ELECTRICAL
RATED VOLTAGE : 300V
RATED CURRENT : 10A
CONTACT RESISTANCE : 20mΩ
INSULATION RESISTANCE : 5000MΩ/1000V
WITHSTANDING VOLTAGE : AC2000V/1Min
WIRE RANGE : 22-14AWG 2.5mm²

- MECHANICAL
TEMP.RANGE : -30°C~+120°C
MAX SOLDERING : +250°C, FOR 5 SEC.
TORQUE : 0.4Nm(3.6lB.IN)
STRIP LENGTH : 4.5-5mm

PRODUCT NUMBER CODE:

KF301 - X X
 No.OF CONTACTS
 02 03
 PITCH5.0MM

GENERAL TOLERANCE		ANGLE TOLERANCE	
X.	±0.60	X.	±5°
.X	±0.38	.X	±3°
.XX	±0.25	.XX	±2°

DRAWING TYPE	CUSTOMER		
SCALE	1:1	SHEET	1 OF 1
DRAWING NO.	F301-XXXXX		

PROJECTION	TITLE	EURO TERMINAL BLOCKS	
UNITS	mm	PITCH5.0MM	
SHEET SIZE	A4	SERIES	KF301 SERIES

TOPTEK

Toptek s.r.l. Via Turbada, 15/a - 23900 - Lecco
 Tel. +39 0341 504 791 Fax. +39 0341 367 607
www.toptek-italia.com